


Leading Virtual Escape Room Company



2013

Incorporated

75K

Users in 2021

40+

Corporate Clients

Delivering Team-Building Entertainment Services for B2B & B2C, Including:

- **Virtual Escape Rooms**

Remote escape room experience compatible with any online meeting platform (Zoom, Microsoft Teams, Google Meets, etc.)

- **Large-Scale Online Escape Rooms**

Escape rooms designed with several different segments, allowing support for groups of over countless sizes. Participants find clues and solve escape-the-room puzzle games before time is up.

- **Offsite Entertainment Events**

Scalable and portable line of escape room experiences for corporate and educational events able to accommodate anywhere from 4 to 40,000 participants.

- **Data Analytics on Employees and Market**


The Company provides post-service data analytics to its corporate clients, including metric comparisons with other companies, industry trends, HR budgets, etc.

Data Analytics for Human Resources Development

The Company plans to design world-class games with analytics in mind, integrating them right into the experience and thus enabling The Company to laser focus on multiple data types. They can then analyze performance and report upon extremely useful trends, such as:



Employee Career
Satisfaction




Individual and Team
Confidence




Company Success or
Failure Rate

Further High-Tech Features in Development



Hybrid Experiences

On-location and remote players can participate together in the same games.



Automated Sessions

Sessions will be self-serviced, allowing for zero marginal costs, and infinite scaling.



Automated Booking System

Event scheduling and management will be automated.

40+ Major Corporate Clients

The Company has been trusted by 40+ large corporations to provide team building entertainment services. Such corporation include:



Company Details

- Location: United States
- The Company has a total of 53 employees (16 full-time and 37 part-time/hourly)
- 1 headquarter and 2 independent franchise locations.

Financials (USD)

	2019	2020	2021p	2022p	2023p
Revenue	1.35M	2.57M	2.80M	5.84M	9.43M

Seeking Growth Capital of Up to \$5M, at a \$15M Valuation